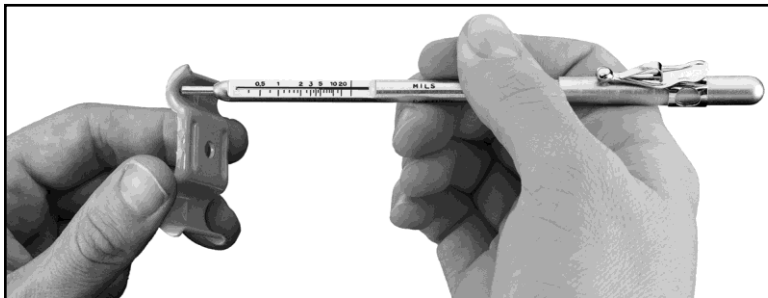


PosiPen®

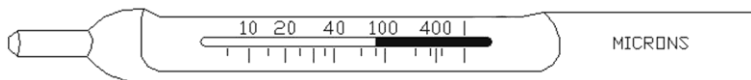
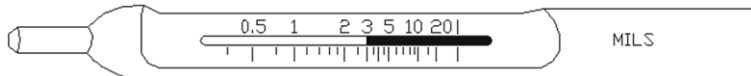
Coating Thickness Gage

Instruction Manual v.2.1

For measuring dry non-magnetic coatings on steel.



PosiPen has two scales, mils (inch) and microns (metric)



	English	Metric
Range	0.25 - 20 mils	5 - 500 microns
Tolerance	+/- (10% and 0.1 mil)	+/- (10% and 2.5 microns)
Temperature	-150° F to +450° F	-100° C to +230° C

The PosiPen is designed to measure on surfaces with extreme temperatures.

Operation:

Be sure the surface to be measured is clean and free from oil and grease. Hold the **PosiPen** at a right angle to the surface to be measured. Place the tip of the **PosiPen** on the coated surface and allow the magnet to contact.

Pull the **PosiPen** straight back from the object while keeping close watch on the appropriate indicator. Note the reading when the magnet releases. Repeat if necessary.

Indicators:

The **PosiPen** compensates for gravity when measuring in different positions. When possible, hold the Gage horizontal, as for wall measurements.

1. Use the **red/silver** joining line when the Gage is horizontal (walls).
2. Use the **green** line when the Gage is pointing straight down (green=ground).
3. Use the **blue** line when the Gage is pointing straight up (blue=sky).

Calibration:

The **PosiPen** is shipped with a Certificate of Calibration. To verify gage accuracy, use only traceable coated thickness standards.

Care:

Always return the **PosiPen** to its pouch. Extend the magnet to remove debris with a cloth or dry paint brush.

Limited Warranty, Sole Remedy and Limited Liability

DeFelsko's sole warranty, remedy, and liability are the express limited warranty, remedy and limited liability that are set forth on its website: www.defelsko.com/terms

DeFelsko and PosiPen are trademarks of DeFelsko Corporation registered in the U.S. and in other countries.

DeFelsko®

800 Proctor Ave.

Ogdensburg, New York 13669 USA

Ph: +1-315-393-4450 Fax: +1-315-393-8471

www.DeFelsko.com techsale@defelsko.com

